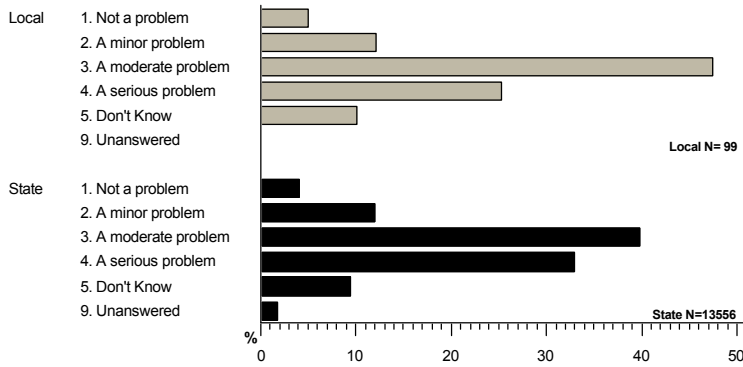


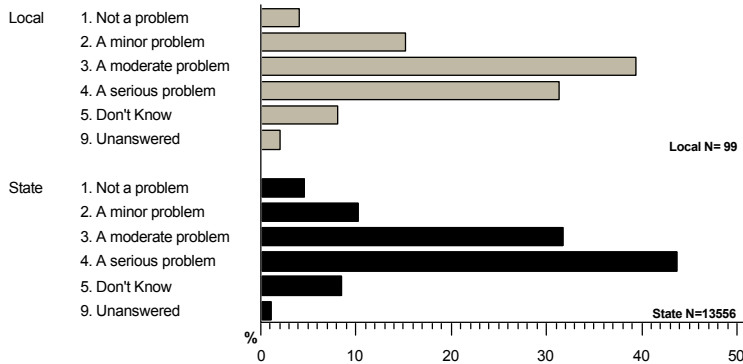
2016 Cusick CPWI Community Survey Results
99 responses collected between 09/19/2016 and 01/06/2017

01a. How much of a problem do you think each of the following is among youth (6 – 12th grade) in your community? Alcohol use



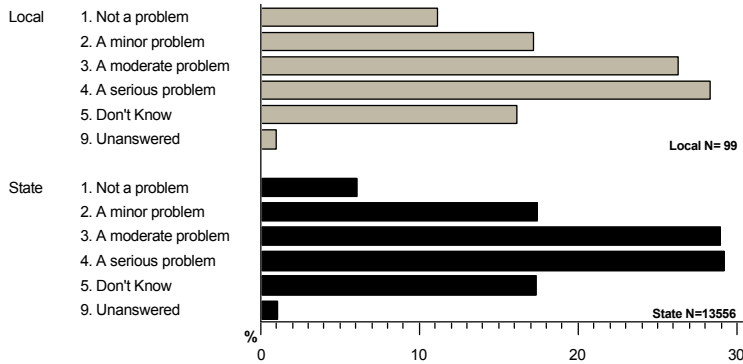
Answer	Local		State	
	Count	%	Count	%
1. Not a problem	5	5.1	554	4.1
2. A minor problem	12	12.1	1621	12.0
3. A moderate problem	47	47.5	5387	39.7
4. A serious problem	25	25.3	4473	33.0
5. Don't Know	10	10.1	1273	9.4
9. Unanswered	0	0.0	248	1.8

01b. How much of a problem do you think each of the following is among youth (6 – 12th grade) in your community? Marijuana or hashish use (weed, hash, pot)



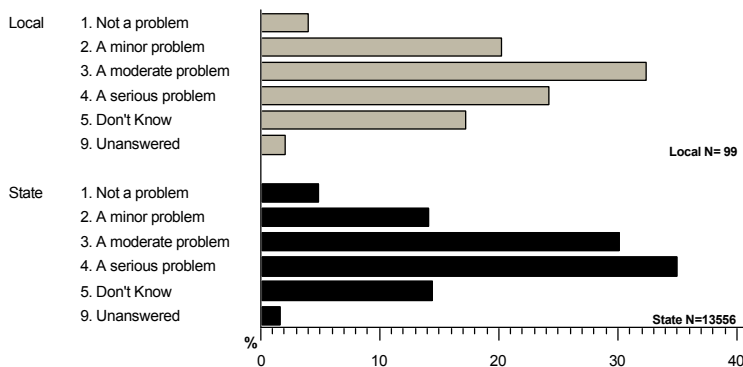
Answer	Local		State	
	Count	%	Count	%
1. Not a problem	4	4.0	622	4.6
2. A minor problem	15	15.2	1397	10.3
3. A moderate problem	39	39.4	4309	31.8
4. A serious problem	31	31.3	5925	43.7
5. Don't Know	8	8.1	1158	8.5
9. Unanswered	2	2.0	145	1.1

01c. How much of a problem do you think each of the following is among youth (6 – 12th grade) in your community? Prescription drug misuse (using medication without a prescription or in a way other than prescribed)



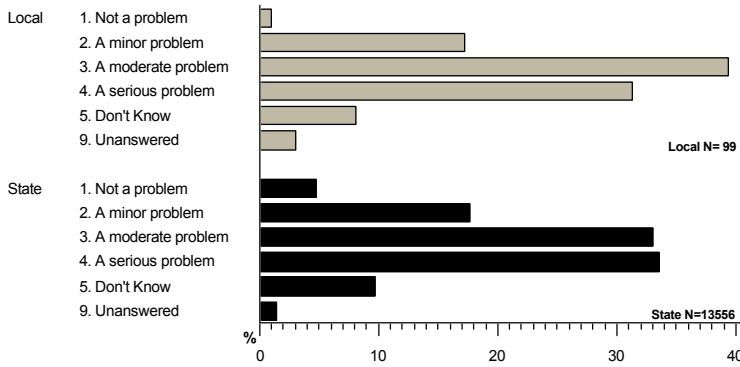
Answer	Local		State	
	Count	%	Count	%
1. Not a problem	11	11.1	819	6.0
2. A minor problem	17	17.2	2360	17.4
3. A moderate problem	26	26.3	3928	29.0
4. A serious problem	28	28.3	3953	29.2
5. Don't Know	16	16.2	2353	17.4
9. Unanswered	1	1.0	143	1.1

01e. How much of a problem do you think each of the following is among youth (6 – 12th grade) in your community? Driving under the influence of alcohol, marijuana or other drugs



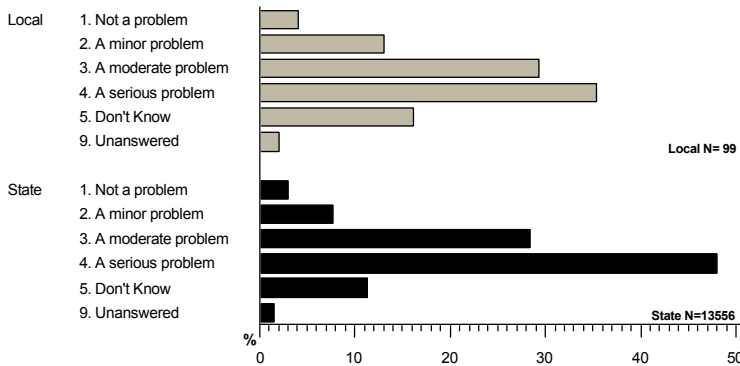
Answer	Local		State	
	Count	%	Count	%
1. Not a problem	4	4.0	658	4.9
2. A minor problem	20	20.2	1905	14.1
3. A moderate problem	32	32.3	4078	30.1
4. A serious problem	24	24.2	4731	34.9
5. Don't Know	17	17.2	1957	14.4
9. Unanswered	2	2.0	227	1.7

01f. How much of a problem do you think each of the following is among youth (6 – 12th grade) in your community? Tobacco



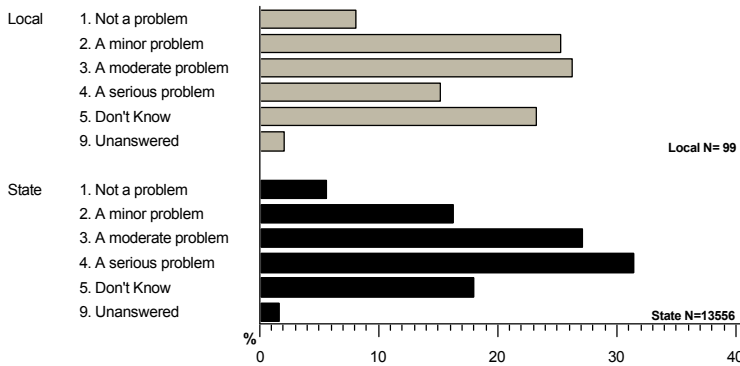
Answer	Local		State	
	Count	%	Count	%
1. Not a problem	1	1.0	650	4.8
2. A minor problem	17	17.2	2386	17.6
3. A moderate problem	39	39.4	4470	33.0
4. A serious problem	31	31.3	4547	33.5
5. Don't Know	8	8.1	1313	9.7
9. Unanswered	3	3.0	190	1.4

01g. How much of a problem do you think each of the following is among youth (6 – 12th grade) in your community? Depression



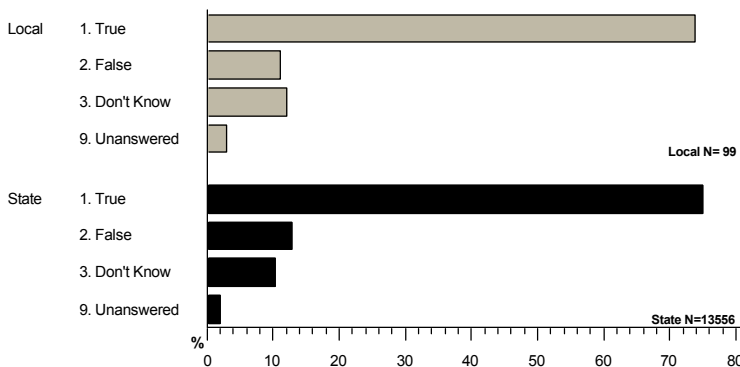
Answer	Local		State	
	Count	%	Count	%
1. Not a problem	4	4.0	409	3.0
2. A minor problem	13	13.1	1044	7.7
3. A moderate problem	29	29.3	3851	28.4
4. A serious problem	35	35.4	6499	47.9
5. Don't Know	16	16.2	1539	11.4
9. Unanswered	2	2.0	214	1.6

01h. How much of a problem do you think each of the following is among youth (6 – 12th grade) in your community? Suicide



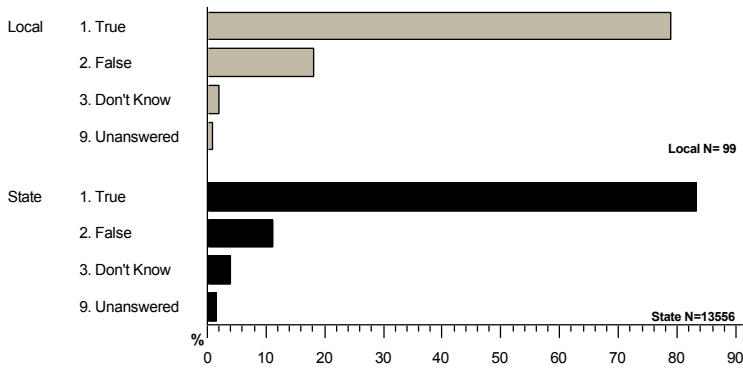
Answer	Local		State	
	Count	%	Count	%
1. Not a problem	8	8.1	760	5.6
2. A minor problem	25	25.3	2200	16.2
3. A moderate problem	26	26.3	3673	27.1
4. A serious problem	15	15.2	4262	31.4
5. Don't Know	23	23.2	2442	18.0
9. Unanswered	2	2.0	219	1.6

2a. Marijuana cannot be used in public.



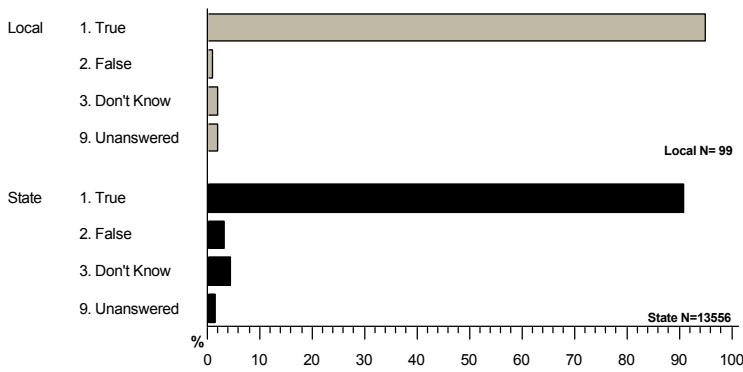
Answer	Local		State	
	Count	%	Count	%
1. True	73	73.7	10156	74.9
2. False	11	11.1	1748	12.9
3. Don't Know	12	12.1	1396	10.3
9. Unanswered	3	3.0	256	1.9

2b. It is not legal for a minor (less than 21 years of age) to possess and/or use any amount of marijuana.



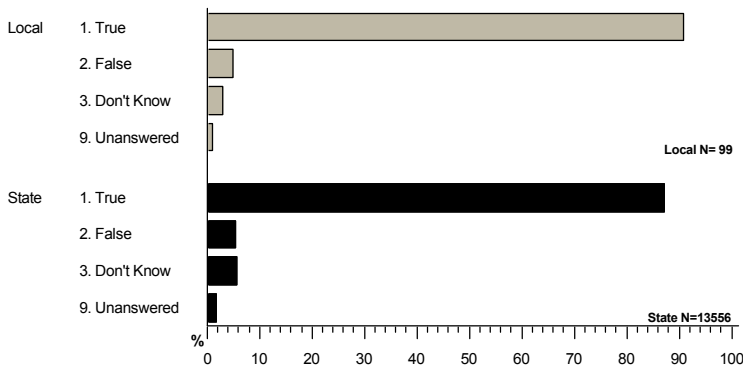
Answer	Local		State	
	Count	%	Count	%
1. True	78	78.8	11283	83.2
2. False	18	18.2	1518	11.2
3. Don't Know	2	2.0	545	4.0
9. Unanswered	1	1.0	210	1.5

2c. Providing marijuana to a minor (less than 21 years of age) is illegal, even to your own children.



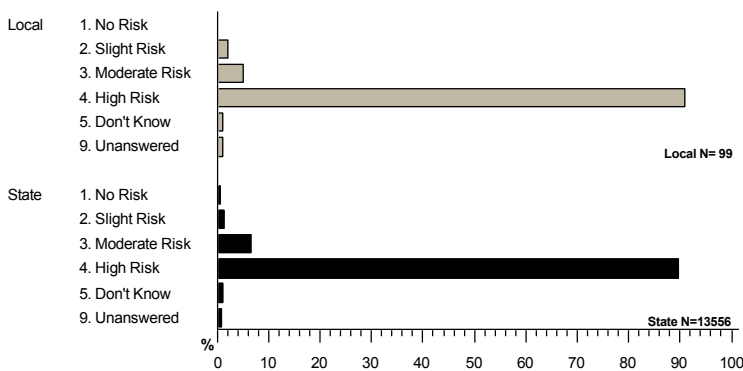
Answer	Local		State	
	Count	%	Count	%
1. True	94	94.9	12319	90.9
2. False	1	1.0	422	3.1
3. Don't Know	2	2.0	604	4.5
9. Unanswered	2	2.0	211	1.6

2d. Only people 21 and older can legally possess marijuana.



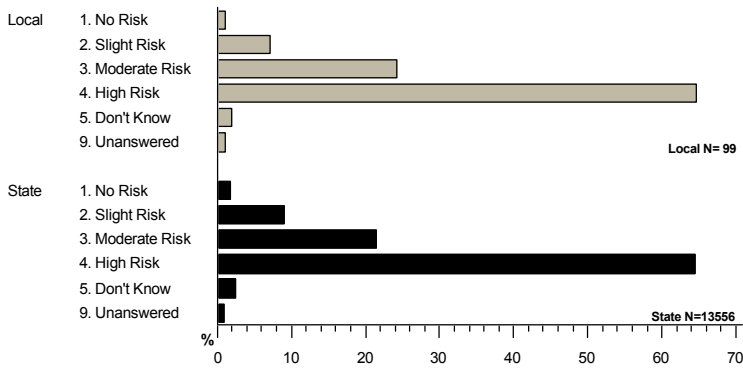
Answer	Local		State	
	Count	%	Count	%
1. True	90	90.9	11807	87.1
2. False	5	5.1	733	5.4
3. Don't Know	3	3.0	763	5.6
9. Unanswered	1	1.0	253	1.9

03a. How much do you think people risk harming themselves and others when they drive under the influence of alcohol?



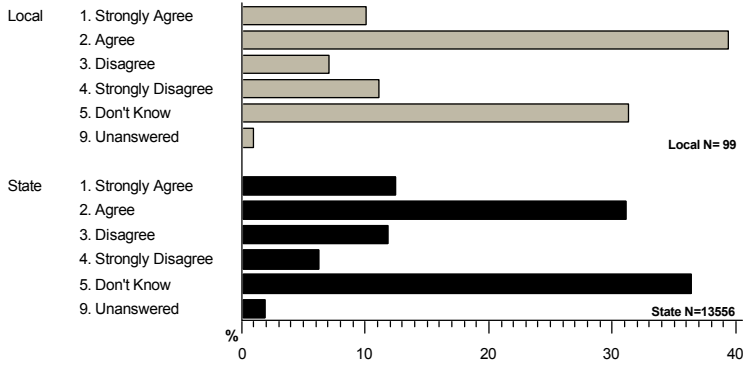
Answer	Local		State	
	Count	%	Count	%
1. No Risk	0	0.0	60	0.4
2. Slight Risk	2	2.0	186	1.4
3. Moderate Risk	5	5.1	879	6.5
4. High Risk	90	90.9	12158	89.7
5. Don't Know	1	1.0	157	1.2
9. Unanswered	1	1.0	116	0.9

03b. How much do you think people risk harming themselves and others when they drive under the influence of marijuana?



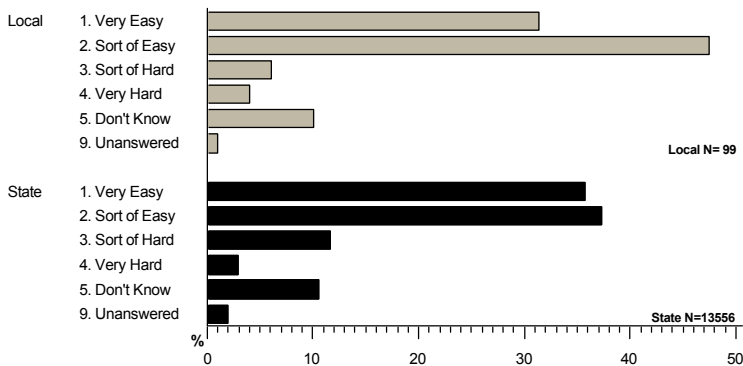
Answer	Local		State	
	Count	%	Count	%
1. No Risk	1	1.0	230	1.7
2. Slight Risk	7	7.1	1221	9.0
3. Moderate Risk	24	24.2	2903	21.4
4. High Risk	64	64.6	8731	64.4
5. Don't Know	2	2.0	339	2.5
9. Unanswered	1	1.0	132	1.0

04. Law enforcement personnel in our community are effective when they respond to calls and requests about underage alcohol and drug use at parties or gatherings.



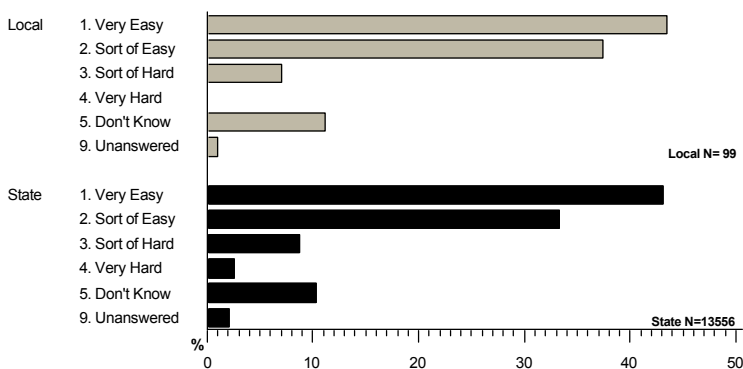
Answer	Local		State	
	Count	%	Count	%
1. Strongly Agree	10	10.1	1695	12.5
2. Agree	39	39.4	4222	31.1
3. Disagree	7	7.1	1600	11.8
4. Strongly Disagree	11	11.1	853	6.3
5. Don't Know	31	31.3	4935	36.4
9. Unanswered	1	1.0	251	1.9

05. If a youth (6 - 12th grade) wanted to get some alcohol, how easy would it be for them to get some?



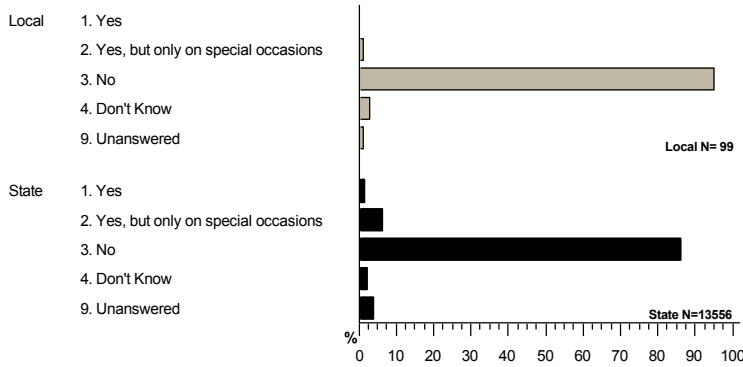
Answer	Local		State	
	Count	%	Count	%
1. Very Easy	31	31.3	4838	35.7
2. Sort of Easy	47	47.5	5058	37.3
3. Sort of Hard	6	6.1	1575	11.6
4. Very Hard	4	4.0	394	2.9
5. Don't Know	10	10.1	1429	10.5
9. Unanswered	1	1.0	262	1.9

06. If a youth (6 - 12th grade) wanted to get some marijuana, how easy would it be for them to get some?



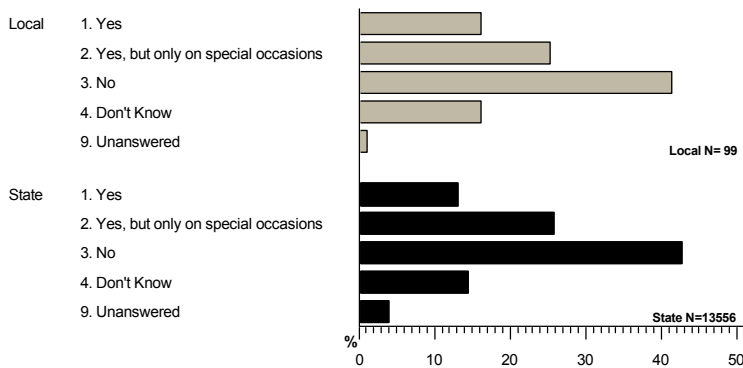
Answer	Local		State	
	Count	%	Count	%
1. Very Easy	43	43.4	5848	43.1
2. Sort of Easy	37	37.4	4509	33.3
3. Sort of Hard	7	7.1	1184	8.7
4. Very Hard	0	0.0	341	2.5
5. Don't Know	11	11.1	1396	10.3
9. Unanswered	1	1.0	278	2.1

07. Do you think it is OK for teenagers to drink at parties if they don't get drunk?



Answer	Local		State	
	Count	%	Count	%
1. Yes	0	0.0	217	1.6
2. Yes, but only on special occasions	1	1.0	872	6.4
3. No	94	94.9	11663	86.0
4. Don't Know	3	3.0	277	2.0
9. Unanswered	1	1.0	527	3.9

08. Do you think most adults in our community feel it is OK for parents to offer their youth alcoholic beverages in their home?



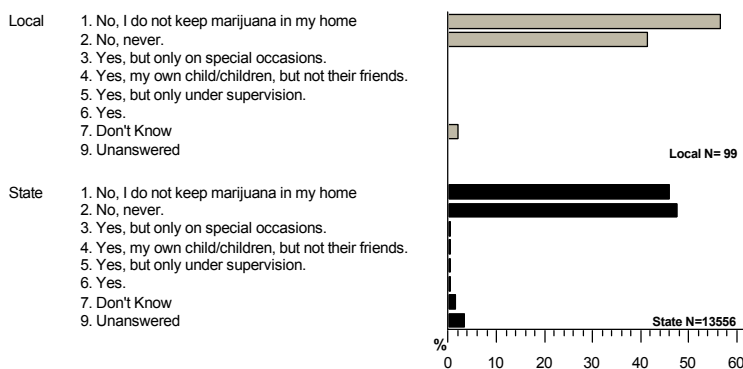
Answer	Local		State	
	Count	%	Count	%
1. Yes	16	16.2	1770	13.1
2. Yes, but only on special occasions	25	25.3	3502	25.8
3. No	41	41.4	5785	42.7
4. Don't Know	16	16.2	1968	14.5
9. Unanswered	1	1.0	531	3.9

09. Do you allow youth to drink alcohol (more than a sip) in your home?



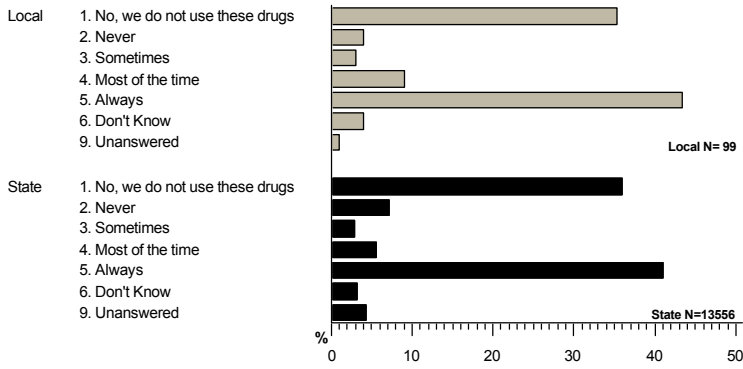
Answer	Local		State	
	Count	%	Count	%
1. No, I do not keep alcohol in my home	19	19.2	2630	19.4
2. No, never.	73	73.7	9027	66.6
3. Yes, but only on special occasions.	1	1.0	485	3.6
4. Yes, my own child/children, but not their friends.	4	4.0	386	2.8
5. Yes, but only under supervision.	1	1.0	238	1.8
6. Yes.	0	0.0	45	0.3
7. Don't Know	0	0.0	271	2.0
9. Unanswered	1	1.0	474	3.5

10. Do you allow youth to use marijuana in your home?



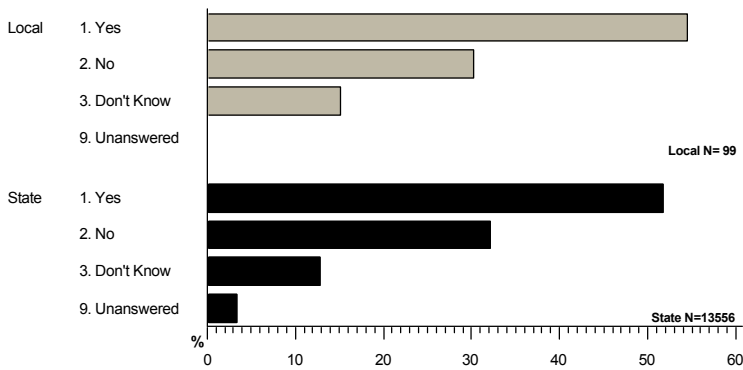
Answer	Local		State	
	Count	%	Count	%
1. No, I do not keep marijuana in my home	56	56.6	6233	46.0
2. No, never.	41	41.4	6456	47.6
3. Yes, but only on special occasions.	0	0.0	62	0.5
4. Yes, my own child/children, but not their friends.	0	0.0	51	0.4
5. Yes, but only under supervision.	0	0.0	51	0.4
6. Yes.	0	0.0	69	0.5
7. Don't Know	2	2.0	185	1.4
9. Unanswered	0	0.0	449	3.3

11. Do you monitor prescription drugs that youth might misuse, such as pain killers, anti-depressants, drugs for hyperactivity, and sleeping pills?



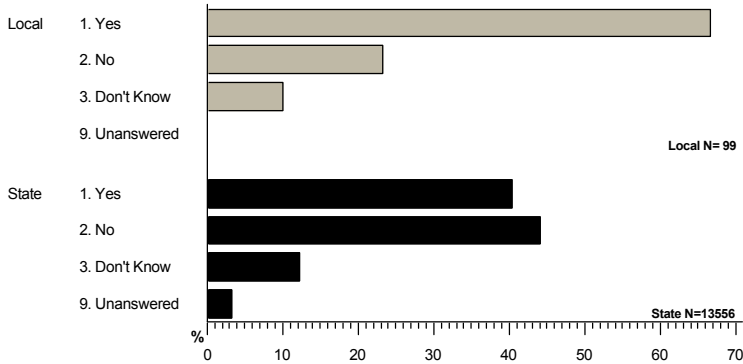
Answer	Local		State	
	Count	%	Count	%
1. No, we do not use these drugs	35	35.4	4880	36.0
2. Never	4	4.0	962	7.1
3. Sometimes	3	3.0	396	2.9
4. Most of the time	9	9.1	764	5.6
5. Always	43	43.4	5548	40.9
6. Don't Know	4	4.0	429	3.2
9. Unanswered	1	1.0	577	4.3

12. Do you know where in your community you could get rid of prescription drugs that you no longer need?



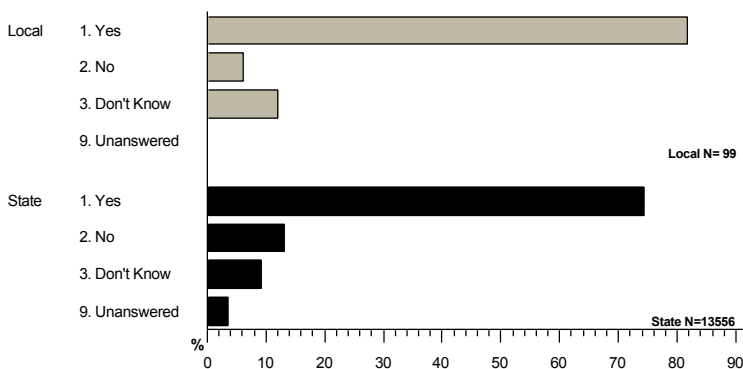
Answer	Local		State	
	Count	%	Count	%
1. Yes	54	54.5	7002	51.7
2. No	30	30.3	4363	32.2
3. Don't Know	15	15.2	1736	12.8
9. Unanswered	0	0.0	455	3.4

13. There is a group of volunteers in your community who are working to reduce youth alcohol and other drug use. Are you aware of this group/coalition?



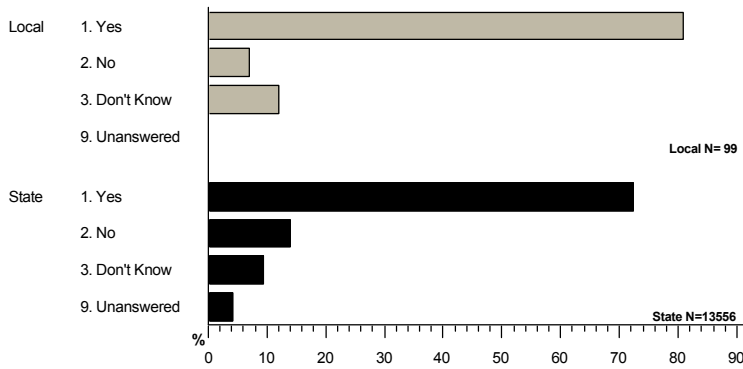
Answer	Local		State	
	Count	%	Count	%
1. Yes	66	66.7	5464	40.3
2. No	23	23.2	5979	44.1
3. Don't Know	10	10.1	1670	12.3
9. Unanswered	0	0.0	443	3.3

14a. Do you think there should be legal consequences if the police catch a youth (6 - 12th grade) drinking alcohol?



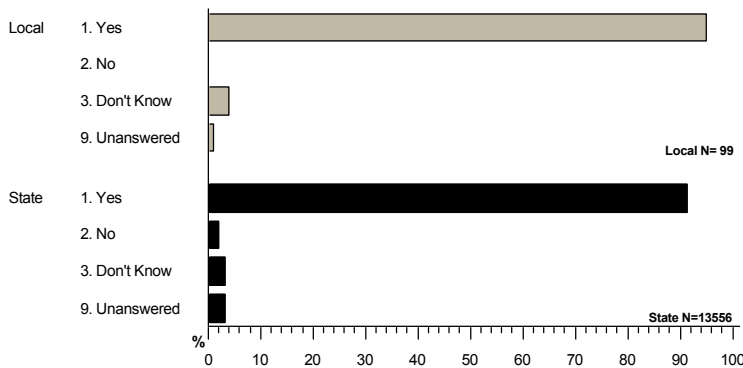
Answer	Local		State	
	Count	%	Count	%
1. Yes	81	81.8	10065	74.2
2. No	6	6.1	1772	13.1
3. Don't Know	12	12.1	1246	9.2
9. Unanswered	0	0.0	473	3.5

14b. Do you think there should be legal consequences if the police catch a youth (6 - 12th grade) using marijuana?



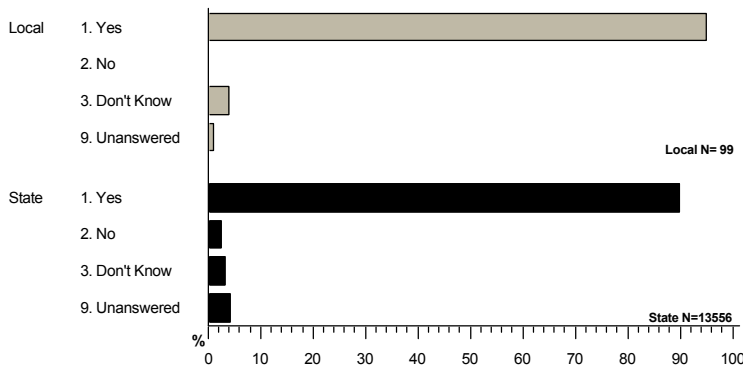
Answer	Local		State	
	Count	%	Count	%
1. Yes	80	80.8	9817	72.4
2. No	7	7.1	1908	14.1
3. Don't Know	12	12.1	1264	9.3
9. Unanswered	0	0.0	567	4.2

15a. Do you think there should be legal consequences if the police catch an adult: providing alcohol to a youth (6 - 12th grade)?



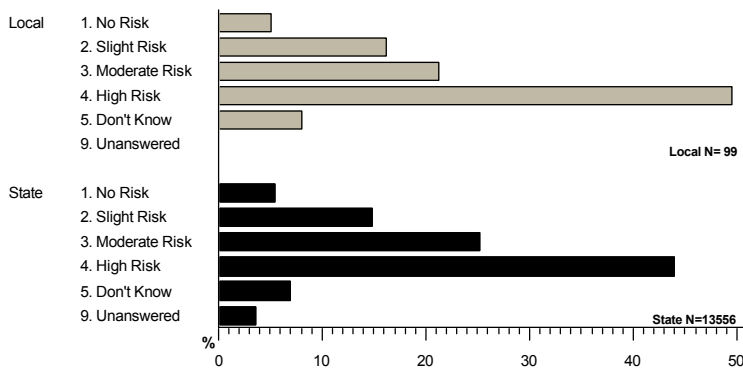
Answer	Local		State	
	Count	%	Count	%
1. Yes	94	94.9	12387	91.4
2. No	0	0.0	285	2.1
3. Don't Know	4	4.0	435	3.2
9. Unanswered	1	1.0	449	3.3

15b. Do you think there should be legal consequences if the police catch an adult: providing marijuana to a youth (6 - 12th grade)?



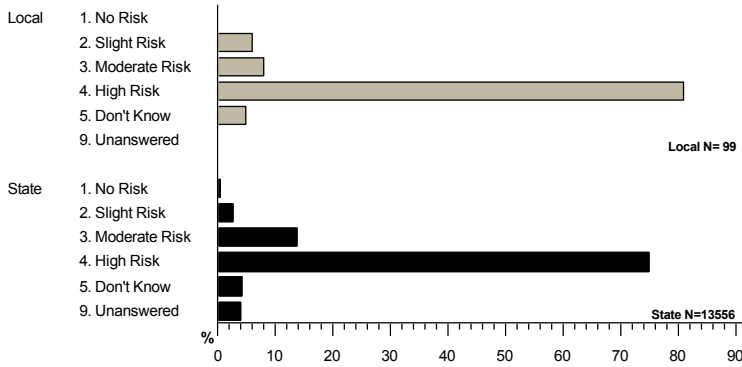
Answer	Local		State	
	Count	%	Count	%
1. Yes	94	94.9	12183	89.9
2. No	0	0.0	355	2.6
3. Don't Know	4	4.0	442	3.3
9. Unanswered	1	1.0	576	4.2

16. How much do you think youth risk harming themselves physically and in other ways when they use marijuana once or twice a week?



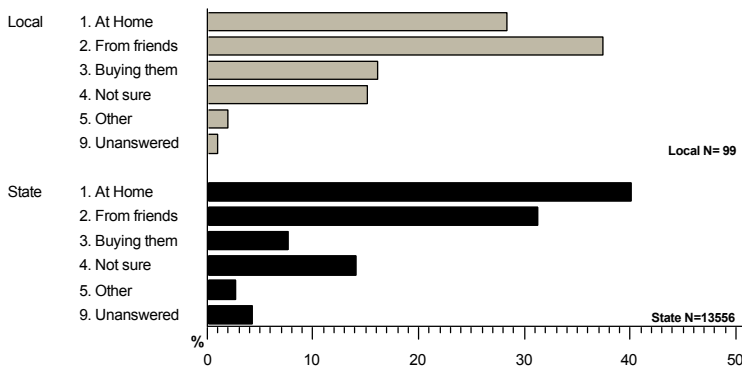
Answer	Local		State	
	Count	%	Count	%
1. No Risk	5	5.1	740	5.5
2. Slight Risk	16	16.2	2007	14.8
3. Moderate Risk	21	21.2	3414	25.2
4. High Risk	49	49.5	5955	43.9
5. Don't Know	8	8.1	946	7.0
9. Unanswered	0	0.0	494	3.6

17. How much do you think youth (6th-12th grade) risk harming themselves if they use medication without a prescription or in a way other than prescribed?



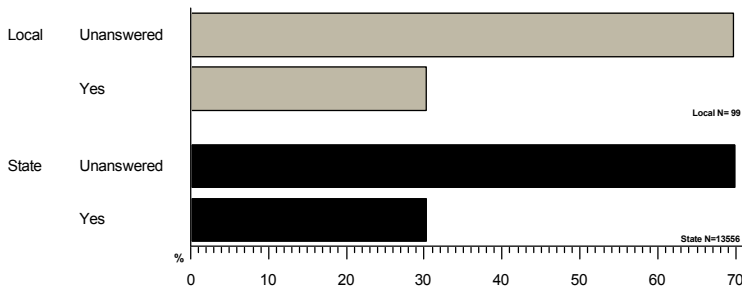
Answer	Local		State	
	Count	%	Count	%
1. No Risk	0	0.0	58	0.4
2. Slight Risk	6	6.1	364	2.7
3. Moderate Risk	8	8.1	1875	13.8
4. High Risk	80	80.8	10138	74.8
5. Don't Know	5	5.1	575	4.2
9. Unanswered	0	0.0	546	4.0

18. Where do you think is youth's primary source of prescription drugs not legitimately prescribed by a doctor?



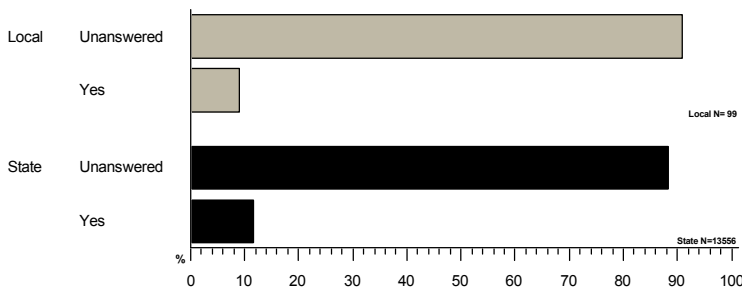
Answer	Local		State	
	Count	%	Count	%
1. At Home	28	28.3	5439	40.1
2. From friends	37	37.4	4228	31.2
3. Buying them	16	16.2	1040	7.7
4. Not sure	15	15.2	1908	14.1
5. Other	2	2.0	359	2.6
9. Unanswered	1	1.0	582	4.3

19a. If you currently have prescription medication at your home, where are those medications usually kept? In the bathroom / medicine cabinet



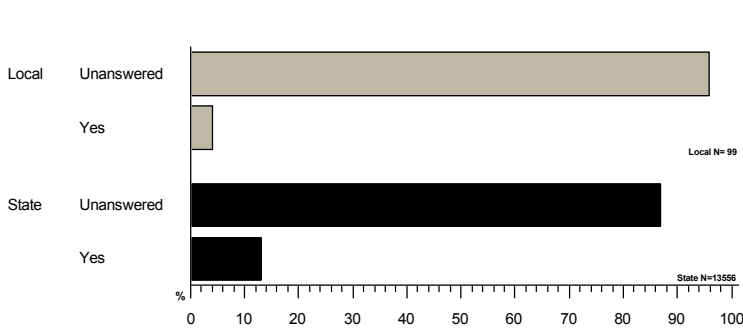
Answer	Local		State	
	Count	%	Count	%
Unanswered	69	69.7	9459	69.8
Yes	30	30.3	4097	30.2

19b. If you currently have prescription medication at your home, where are those medications usually kept? In the bedroom / dresser drawer



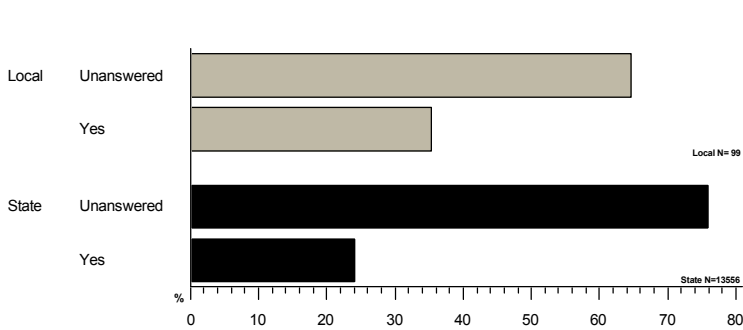
Answer	Local		State	
	Count	%	Count	%
Unanswered	90	90.9	11975	88.3
Yes	9	9.1	1581	11.7

19c. If you currently have prescription medication at your home, where are those medications usually kept? Another room in your home



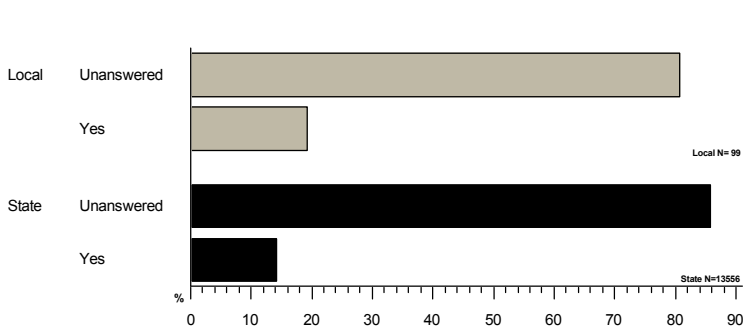
Answer	Local		State	
	Count	%	Count	%
Unanswered	95	96.0	11791	87.0
Yes	4	4.0	1765	13.0

19d. If you currently have prescription medication at your home, where are those medications usually kept? Hidden but not locked up



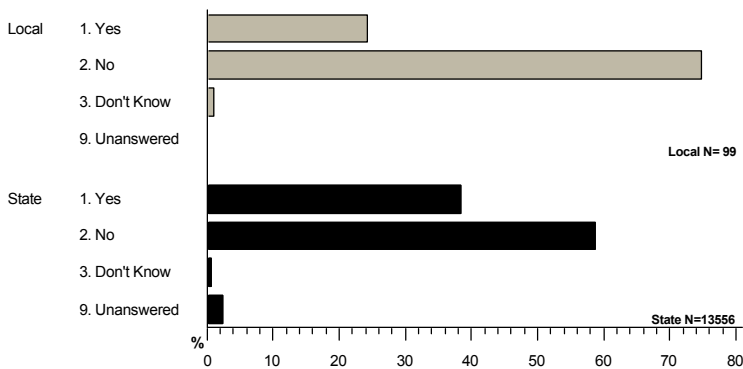
Answer	Local		State	
	Count	%	Count	%
Unanswered	64	64.6	10292	75.9
Yes	35	35.4	3264	24.1

19e. If you currently have prescription medication at your home, where are those medications usually kept? Locked up



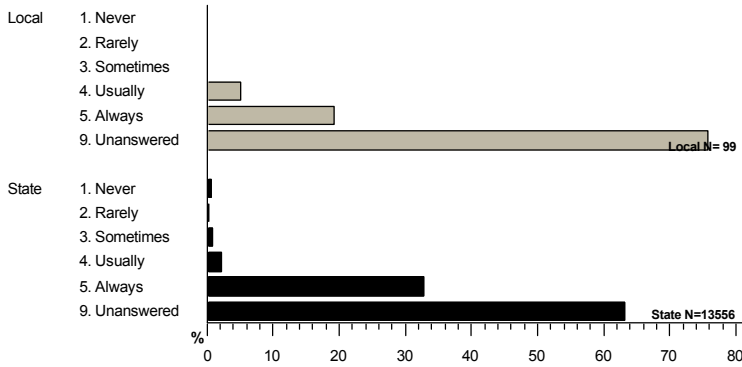
Answer	Local		State	
	Count	%	Count	%
Unanswered	80	80.8	11634	85.8
Yes	19	19.2	1922	14.2

20. Are you a parent or guardian with any children in 6th – 12th grade?



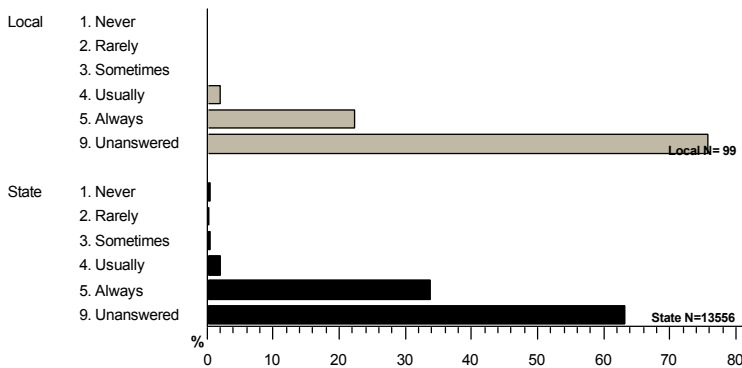
Answer	Local		State	
	Count	%	Count	%
1. Yes	24	24.2	5206	38.4
2. No	74	74.7	7949	58.6
3. Don't Know	1	1.0	92	0.7
9. Unanswered	0	0.0	309	2.3

21a. When your child (6th - 12th grade) goes out in the evening or on the weekend, how often do YOU: Ask who he/she will be with?



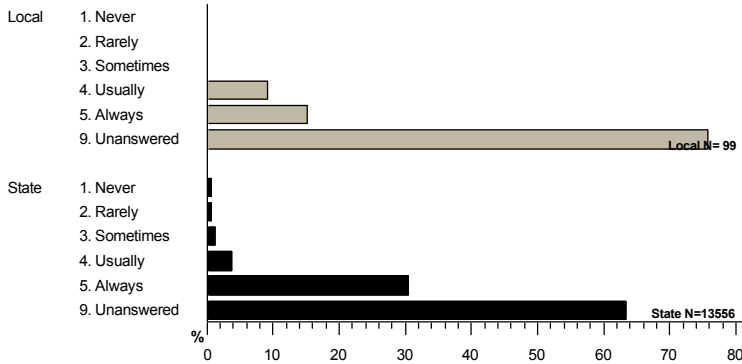
Answer	Local		State	
	Count	%	Count	%
1. Never	0	0.0	88	0.6
2. Rarely	0	0.0	44	0.3
3. Sometimes	0	0.0	113	0.8
4. Usually	5	5.1	304	2.2
5. Always	19	19.2	4454	32.9
9. Unanswered	75	75.8	8553	63.1

21b. When your child (6th - 12th grade) goes out in the evening or on the weekend, how often do YOU: Ask where he/she is going?



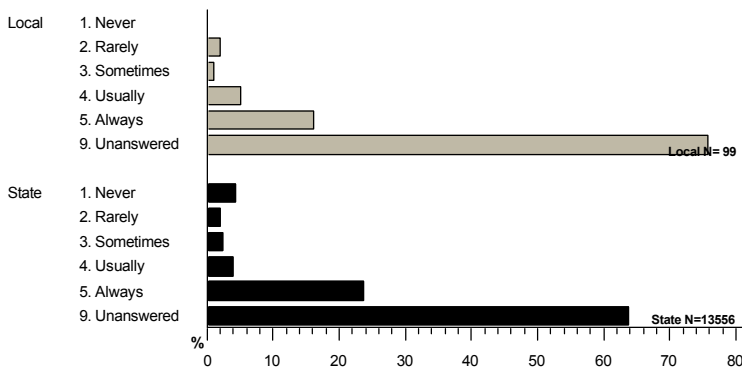
Answer	Local		State	
	Count	%	Count	%
1. Never	0	0.0	49	0.4
2. Rarely	0	0.0	23	0.2
3. Sometimes	0	0.0	59	0.4
4. Usually	2	2.0	268	2.0
5. Always	22	22.2	4584	33.8
9. Unanswered	75	75.8	8573	63.2

21c. When your child (6th - 12th grade) goes out in the evening or on the weekend, how often do YOU: If my child is attending a party, check to see if the party will have adult supervision?



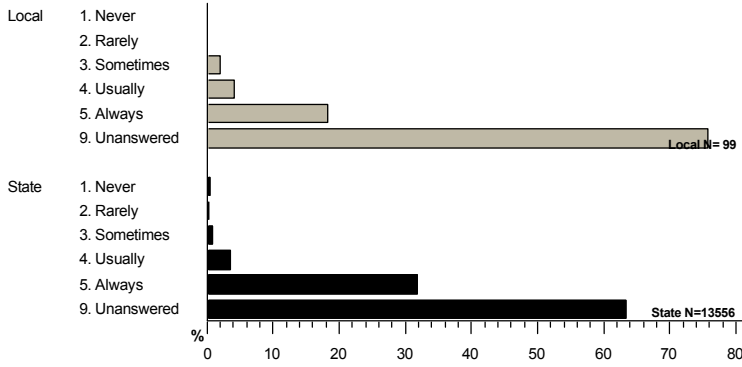
Answer	Local		State	
	Count	%	Count	%
1. Never	0	0.0	85	0.6
2. Rarely	0	0.0	78	0.6
3. Sometimes	0	0.0	169	1.2
4. Usually	9	9.1	511	3.8
5. Always	15	15.2	4121	30.4
9. Unanswered	75	75.8	8592	63.4

21d. When your child (6th - 12th grade) goes out in the evening or on the weekend, how often do YOU: Check to see if your child is under the influence of alcohol or drugs (talk with them, smell breath, and check eyes)?



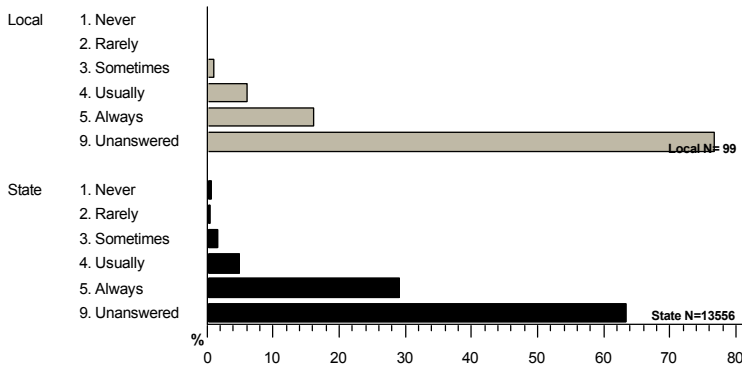
Answer	Local		State	
	Count	%	Count	%
1. Never	0	0.0	576	4.2
2. Rarely	2	2.0	277	2.0
3. Sometimes	1	1.0	310	2.3
4. Usually	5	5.1	544	4.0
5. Always	16	16.2	3219	23.7
9. Unanswered	75	75.8	8630	63.7

21e. When your child (6th - 12th grade) goes out in the evening or on the weekend, how often do YOU: Set a time for your child to be home?



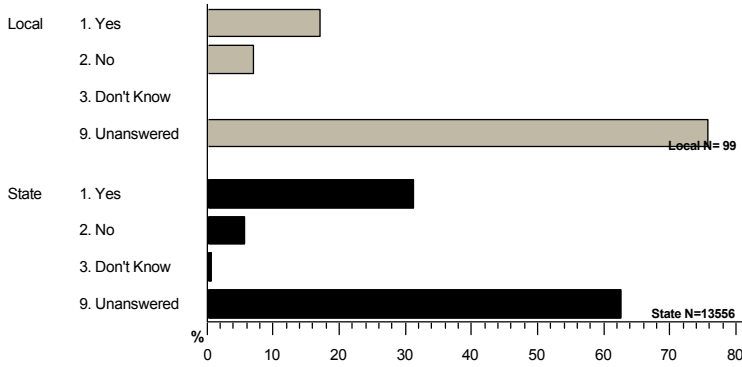
Answer	Local		State	
	Count	%	Count	%
1. Never	0	0.0	57	0.4
2. Rarely	0	0.0	33	0.2
3. Sometimes	2	2.0	110	0.8
4. Usually	4	4.0	468	3.5
5. Always	18	18.2	4303	31.7
9. Unanswered	75	75.8	8585	63.3

21f. When your child (6th - 12th grade) goes out in the evening or on the weekend, how often do YOU: Wait up until your child comes home?



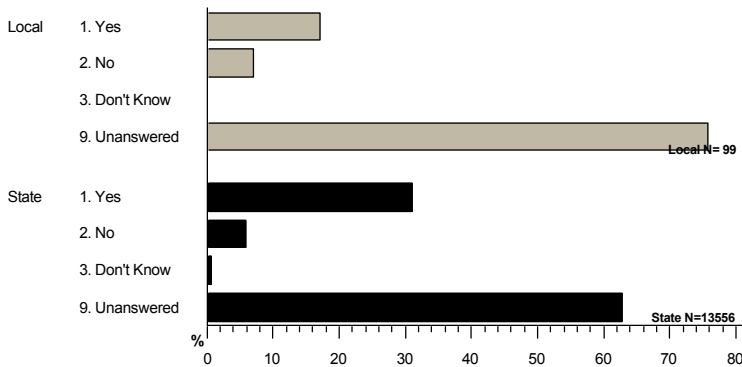
Answer	Local		State	
	Count	%	Count	%
1. Never	0	0.0	83	0.6
2. Rarely	0	0.0	57	0.4
3. Sometimes	1	1.0	223	1.6
4. Usually	6	6.1	655	4.8
5. Always	16	16.2	3938	29.0
9. Unanswered	76	76.8	8600	63.4

22a. Have you talked to your child (6 - 12th grade) in the last 3 months about the risk or harms from underage alcohol use?



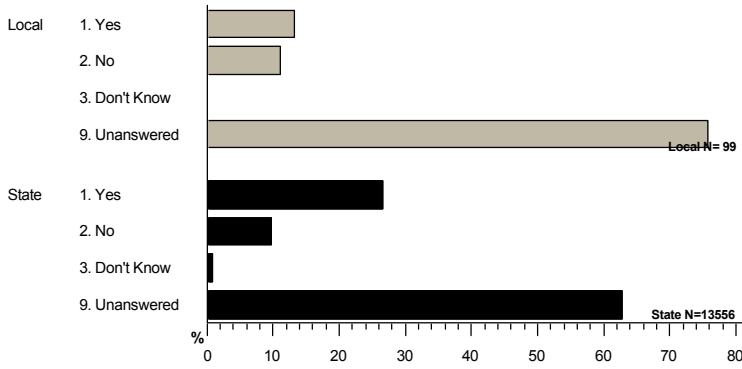
Answer	Local		State	
	Count	%	Count	%
1. Yes	17	17.2	4228	31.2
2. No	7	7.1	771	5.7
3. Don't Know	0	0.0	74	0.5
9. Unanswered	75	75.8	8483	62.6

22b. Have you talked to your child (6 - 12th grade) in the last 3 months about the risk or harms from using marijuana?



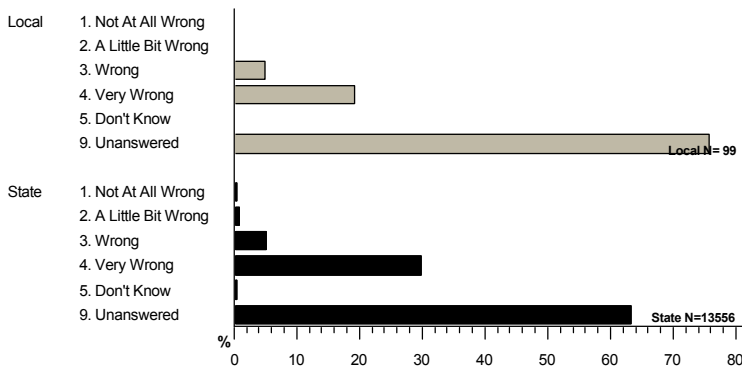
Answer	Local		State	
	Count	%	Count	%
1. Yes	17	17.2	4196	31.0
2. No	7	7.1	784	5.8
3. Don't Know	0	0.0	75	0.6
9. Unanswered	75	75.8	8501	62.7

22c. Have you talked to your child (6 - 12th grade) in the last 3 months about the risk or harms from using medication without a prescription or in the way other than prescribed?



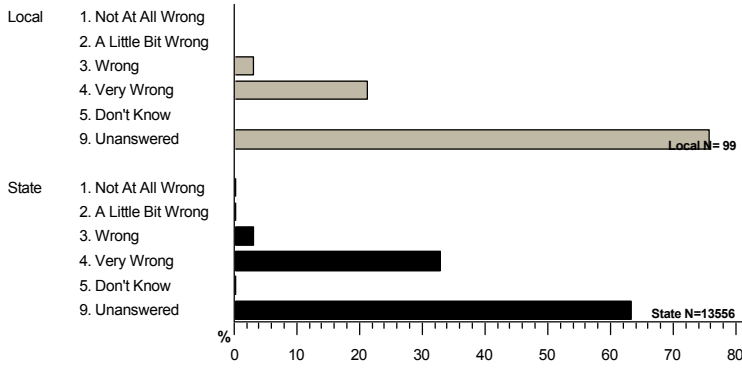
Answer	Local		State	
	Count	%	Count	%
1. Yes	13	13.1	3605	26.6
2. No	11	11.1	1324	9.8
3. Don't Know	0	0.0	108	0.8
9. Unanswered	75	75.8	8519	62.8

23a. How wrong do you think it would be for your child (6th - 12th grade) to use marijuana once or twice a week?



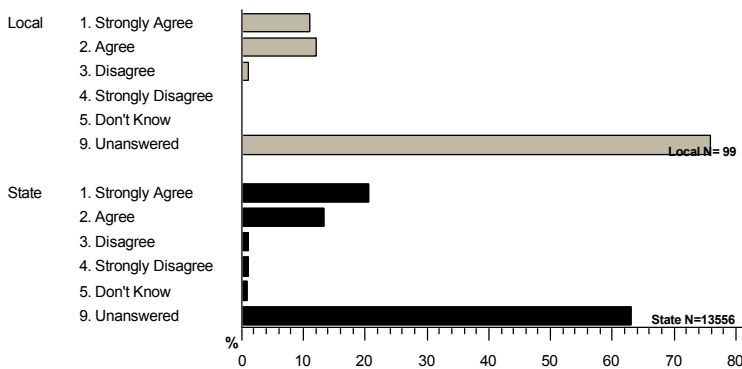
Answer	Local		State	
	Count	%	Count	%
1. Not At All Wrong	0	0.0	70	0.5
2. A Little Bit Wrong	0	0.0	128	0.9
3. Wrong	5	5.1	686	5.1
4. Very Wrong	19	19.2	4044	29.8
5. Don't Know	0	0.0	63	0.5
9. Unanswered	75	75.8	8565	63.2

23b. How wrong do you think it would be for your child (6th - 12th grade) to use medication without a prescription or in a way other than prescribed?



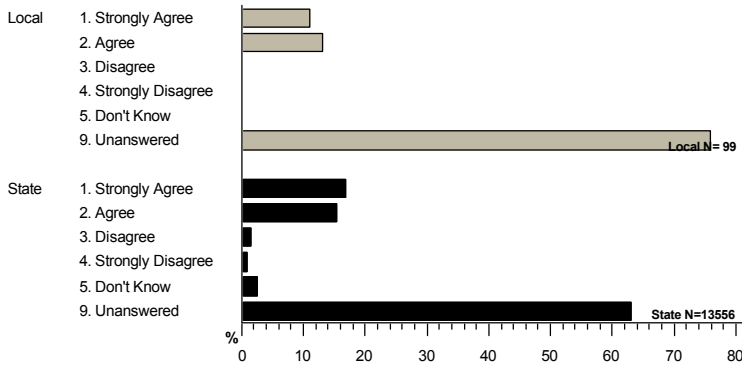
Answer	Local		State	
	Count	%	Count	%
1. Not At All Wrong	0	0.0	37	0.3
2. A Little Bit Wrong	0	0.0	34	0.3
3. Wrong	3	3.0	425	3.1
4. Very Wrong	21	21.2	4454	32.9
5. Don't Know	0	0.0	37	0.3
9. Unanswered	75	75.8	8569	63.2

24a. I know what to say to my child about drugs (alcohol, tobacco, marijuana, and other drugs).



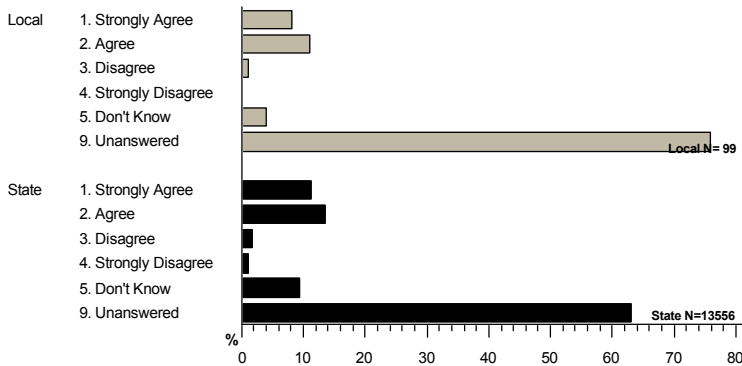
Answer	Local		State	
	Count	%	Count	%
1. Strongly Agree	11	11.1	2795	20.6
2. Agree	12	12.1	1816	13.4
3. Disagree	1	1.0	157	1.2
4. Strongly Disagree	0	0.0	141	1.0
5. Don't Know	0	0.0	111	0.8
9. Unanswered	75	75.8	8536	63.0

24b. What I say will have an influence on whether my child uses drugs (alcohol, tobacco, marijuana, and other drugs).



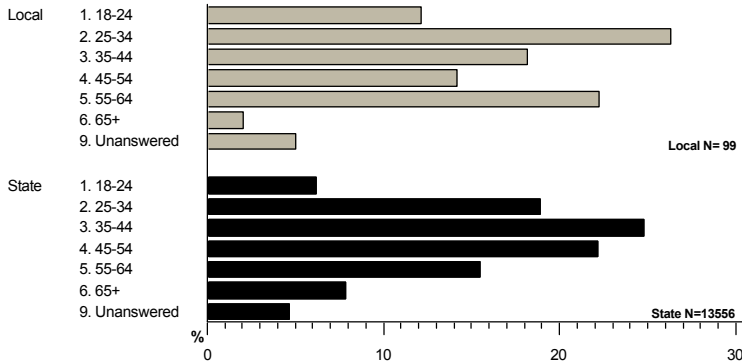
Answer	Local		State	
	Count	%	Count	%
1. Strongly Agree	11	11.1	2282	16.8
2. Agree	13	13.1	2072	15.3
3. Disagree	0	0.0	204	1.5
4. Strongly Disagree	0	0.0	115	0.8
5. Don't Know	0	0.0	339	2.5
9. Unanswered	75	75.8	8544	63.0

24c. There are places in my community where I can learn more about how to help to prevent my child from using drugs (alcohol, tobacco, marijuana, and other drugs).



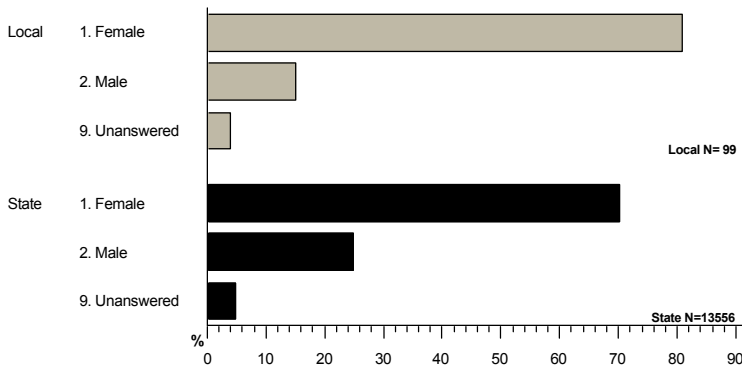
Answer	Local		State	
	Count	%	Count	%
1. Strongly Agree	8	8.1	1510	11.1
2. Agree	11	11.1	1846	13.6
3. Disagree	1	1.0	228	1.7
4. Strongly Disagree	0	0.0	150	1.1
5. Don't Know	4	4.0	1271	9.4
9. Unanswered	75	75.8	8551	63.1

25. What is your age?



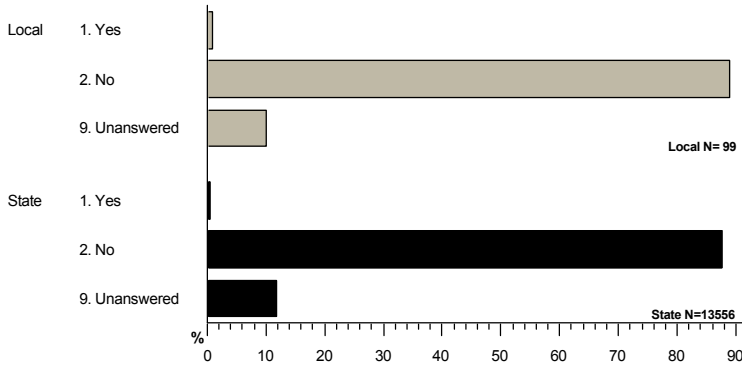
Answer	Local		State	
	Count	%	Count	%
1. 18-24	12	12.1	834	6.2
2. 25-34	26	26.3	2561	18.9
3. 35-44	18	18.2	3360	24.8
4. 45-54	14	14.1	3008	22.2
5. 55-64	22	22.2	2096	15.5
6. 65+	2	2.0	1064	7.8
9. Unanswered	5	5.1	633	4.7

26. What is your gender?



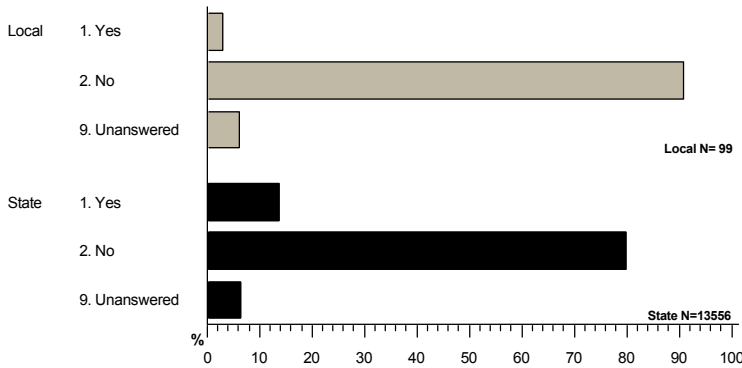
Answer	Local		State	
	Count	%	Count	%
1. Female	80	80.8	9516	70.2
2. Male	15	15.2	3387	25.0
9. Unanswered	4	4.0	653	4.8

27. Are you transgender?



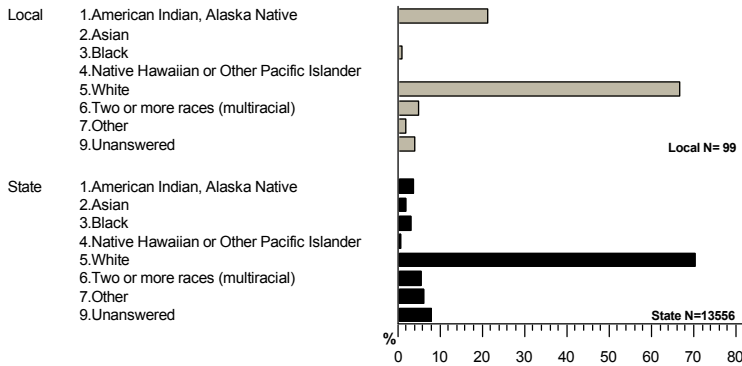
Answer	Local		State	
	Count	%	Count	%
1. Yes	1	1.0	55	0.4
2. No	88	88.9	11888	87.7
9. Unanswered	10	10.1	1613	11.9

28. Are you of Hispanic Latino/Latina or Spanish origin?



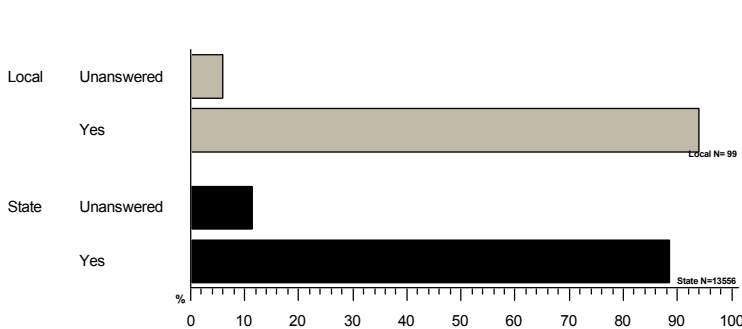
Answer	Local		State	
	Count	%	Count	%
1. Yes	3	3.0	1858	13.7
2. No	90	90.9	10834	79.9
9. Unanswered	6	6.1	864	6.4

29. What is your race?



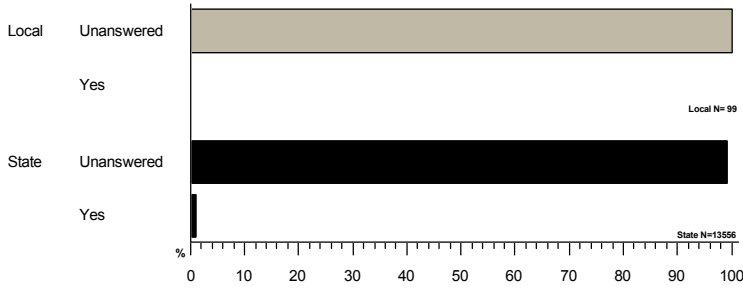
Answer	Local		State	
	Count	%	Count	%
1. American Indian, Alaska Native	21	21.2	515	3.8
2. Asian	0	0.0	284	2.1
3. Black	1	1.0	412	3.0
4. Native Hawaiian or Other Pacific Islander	0	0.0	104	0.8
5. White	66	66.7	9548	70.4
6. Two or more races (multiracial)	5	5.1	747	5.5
7. Other	2	2.0	847	6.2
9. Unanswered	4	4.0	1099	8.1

30a. What languages are spoken in your home? English



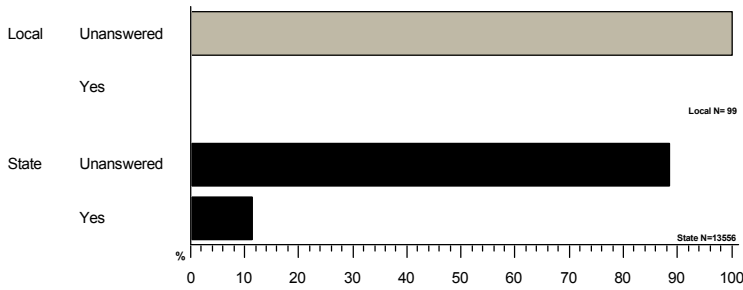
Answer	Local		State	
	Count	%	Count	%
Unanswered	6	6.1	1561	11.5
Yes	93	93.9	11995	88.5

30b. What languages are spoken in your home? Cambodian



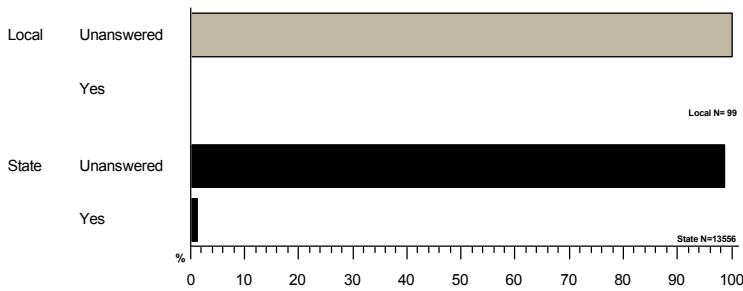
Answer	Local		State	
	Count	%	Count	%
Unanswered	99	100.0	13436	99.1
Yes	0	0.0	120	0.9

30c. What languages are spoken in your home? Spanish



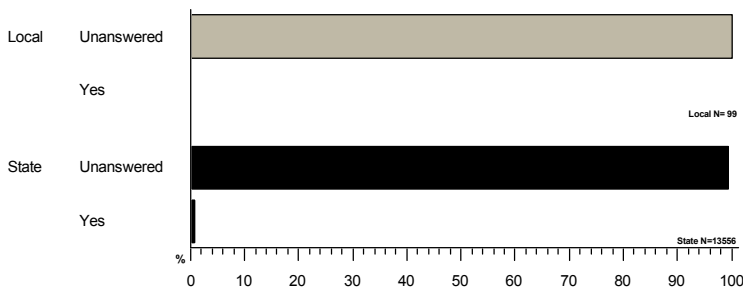
Answer	Local		State	
	Count	%	Count	%
Unanswered	99	100.0	12004	88.6
Yes	0	0.0	1552	11.4

30d. What languages are spoken in your home? Russian



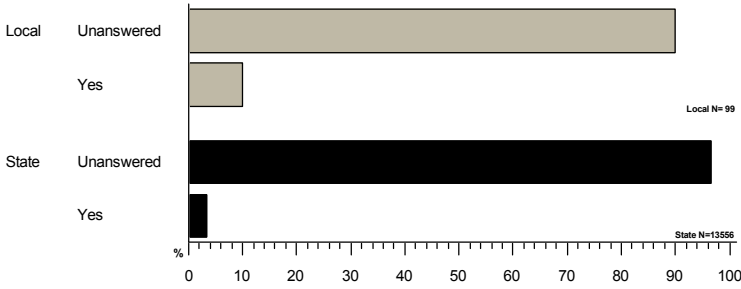
Answer	Local		State	
	Count	%	Count	%
Unanswered	99	100.0	13388	98.8
Yes	0	0.0	168	1.2

30e. What languages are spoken in your home? Somali



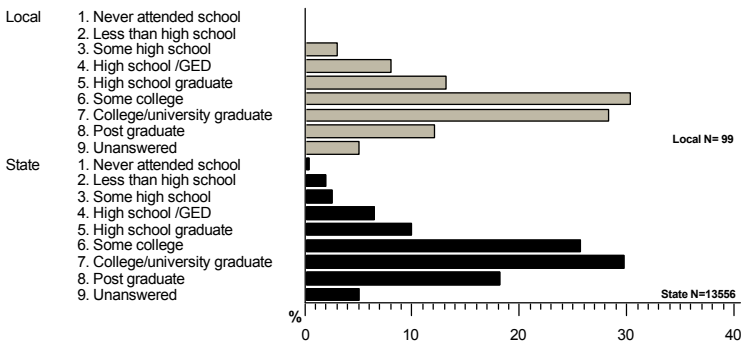
Answer	Local		State	
	Count	%	Count	%
Unanswered	99	100.0	13468	99.4
Yes	0	0.0	88	0.6

30f. What languages are spoken in your home? Other



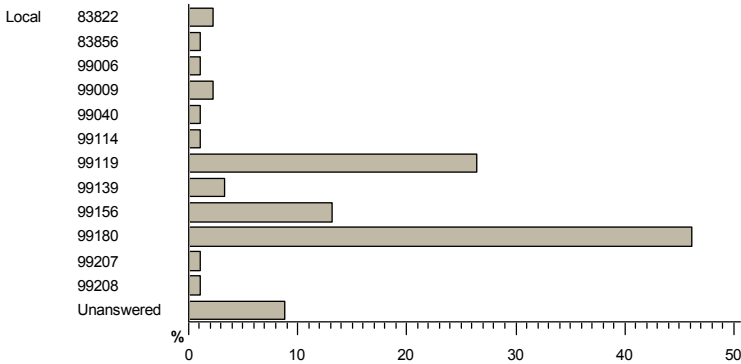
Answer	Local		State	
	Count	%	Count	%
Unanswered	89	89.9	13092	96.6
Yes	10	10.1	464	3.4

31. What is the highest grade or year of school you completed?



Answer	Local		State	
	Count	%	Count	%
1. Never attended school	0	0.0	54	0.4
2. Less than high school	0	0.0	260	1.9
3. Some high school	3	3.0	348	2.6
4. High school /GED	8	8.1	879	6.5
5. High school graduate	13	13.1	1352	10.0
6. Some college	30	30.3	3486	25.7
7. College/university graduate	28	28.3	4032	29.7
8. Post graduate	12	12.1	2461	18.2
9. Unanswered	5	5.1	684	5.0

32. What is your zip code where you live most of the time?



	83822	83856	99006	99009	99040	99114	99119	99139
Local	2	1	1	2	1	1	24	3

	99156	99180	99207	99208	Unanswered
Local	1	42	1	1	8